



AMIGA

ARIZONA

## VOLUME 8, NUMBER 7 - October 1996

### Using Lha

John Sullivan, President  
Amiga Users Group of Long Beach, Ca.

#### Inside:

Lha	1
Cont. on page 5, 6	
President's Column	3
BBS Report	3
Cont on Page 4	
Minutes	4
Cont on Page 6	
The Editor	4
Treasurers Report	4
Calendar	7
Wentek Ad	8

**W**e've talked about Lha at the meetings and most of you are using it in some form or another, however, I'm sure that some of you got home and tried it and it didn't work so now you're wondering why, so, let's go through it again. It's an important product for the Amiga community and it's important that you know how to use it. Many of the files that you get from the club, or download from BBS's or the Internet are compressed.

Once again, I'm going to try to write this article so that even first time Amiga users will be able to understand it. Which means that some of you more advanced users may think the explanations are over-simplified but now you know why.

#### Why compress files?

The reasons for compressing files are many:

1) Compressed files are smaller (obviously), so they take less time to send over the phone lines with a modem. This may not sound important if you're calling a local BBS (a local phone call), but becomes very important if you're making a long distance phone call!

2) You can get more files onto a floppy disk if you compress them all first. This is why most of the files on the Club Disks are compressed ... you get more of them for your money!

3) Some files are too big to put onto a floppy disk! Magic User Interface, for example, which is one of the files you need to get your Amiga on the Internet, is over two megabytes in size! but by compressing it, the whole thing fits on one floppy disk.

☛ Lha page 5

**Next Meeting: 16 October 1996,  
7:00 PM**

**Executive Towers Building  
207 W. Clarendon Avenue  
Phoenix, Arizona**

#### AGENDA

DP IV Demo	Bill Gadzia (MACRO)
ZeeWolf Demo	Joe Benedetto (Time permitting)
Q & A	
Software Drawing	Caligari 2

**Amiga Arizona (AmAz!): An Amiga User Group Since 1986**  
The Amazing Connection BBS, 24 hours/day, at (602)435-8695. SYSOP: Bill Hagan

AmAz!.info is published monthly and is the official newsletter of the Amiga Arizona User Group.

Permission to reprint or quote any material is herein granted to any user group. Any use of material from this newsletter must give credit to both the author and AmAz!.info as all articles written remain the copyrighted property of the author with all rights reserved.

Articles and other material appearing in AmAz!.info are compiled without verification of accuracy and are the views of the contributor; and not necessarily that of Amiga Arizona or the AmAz!.info staff.

AmAz!.info is produced on an Amiga A2000 using PageStream 2.22, Art Expression, HotLinks 1.1, PageLiner 1.1, BME 1.1, Pro Draw, WordPerfect, DPaint IV, clip-art from Magnetic Images, eclips, SoftClips and PIC-MAGIC and a Texcel 5028 CD ROM Player, with output to an NEC Silent-Writer 2, Model 90 Laser Printer (Postscript). Duplication by Staples (Metro Center). Amiga is a registered trademark of Amiga Technologies, a German Company.

## Membership Status

Your membership status is indicated by a mailing label on the back page of the newsletter. If your membership is expiring there will be a sticker attached below the mailing label.

The mailing label has three digits, three letters and four digits, ie:

116 Reg (Sub)(Life) 9706

116 is the membership number, Reg (Sub) (Life) indicates Regular, Subscription or Life membership and the 9706 indicates the year and month of expiration.

## Members to Watch

<u>September</u>	<u>October</u>
<u>Renewals</u>	<u>Expiration</u>
Mark Sparks	None
<u>New</u>	
None	

## AmAz! EXECUTIVE BOARD

### PRESIDENT

Jim Aboltin.....949-0386

### VICE PRESIDENT

Brian Hunter.....892-2052

### SECRETARY

Pete Guldager.....935-2162

### TREASURER

Mel Elliott...931-1117

### LIBRARIAN

Michael Osburn..936-6738

### MEMBERS AT LARGE

Bob Ball.....437-0459

Gary Bowdish...581-9750

Stan Krawczyk..963-6795

Joe Benedetto..938-8050

### SYSOP

Bill Hagan...934-2993

### CO-SYSOP's

Brian Hunter..892-2052

### DISK EDITOR

Mel Elliott...931-1117

### NEWSLETTER EDITOR

Mel Elliott...931-1117

### SPECIAL INTEREST GROUPS

None currently in session. If you would like to start or see one started in a specific Amiga area contact any member of the Executive Board.

Call any of the persons listed above if you have any questions about AmAz!, the Amiga, or if you are having a problem running your Amiga. They are there to HELP you. If they do not know the answer to your question, they WILL do their very best to get the answer for you. Please be considerate of the hour you call.

**CLUB POLICY:** AmAz! does not condone piracy of commercial software. Although AmAz! recognizes your right to make a working backup of software you have purchased, copying of software you have not purchased is illegal and may result in loss of membership and privileges in AmAz!.

### MONTHLY Advertising Rates (Camera Ready)

Full Page	\$35.00
Half Page	\$20.00
Half Page (Back Cover)	\$25.00
Quarter Page	\$15.00
Business Card	\$10.00

Send rate inquiries to:

AmAz!  
P.O.Box 2282  
Glendale, AZ 85311-2282

AmAz! maintains a Public Domain Library from which disks may be ordered at meetings, on the BBS or call Mel Elliott at home.

### Disk Prices

\$2.00 AmAz! member  
\$3.00 non-member

### AmAz! Disks

\$3.00 AmAz! member  
\$4.00 non-member



AmAz! Library has:  
Fresh Fish CD Vol 10  
Aminet CD #13

**AmAz! Disk's  
and newsletter are  
available at:**

**Wentek**  
10317 Scottsdale Road  
Scottsdale, AZ 85253  
(602) 483-7200

**Moving? Please send your  
change of address as soon as  
possible.  
Thank you.**

### Mail to:

**Amiga Arizona (AmAz!)  
P.O. Box 2282  
Glendale, AZ 85311-2282**

## PRESIDENT'S COLUMN



**M**yself and the Executive Board of AmAz!, thank all those that did not show up at the last general meeting for the excellent food & drinks that you provided. We are thinking of other ways to spend your money and to distribute it to those that attend the meetings. We know that you are not the selfish type, and will stay away from the meetings so that we few that are in attendance can reap the benefits of your generosity. I need a ZipDrive, more Memory, a PC Computer, and sundry Software. Please DO NOT attend any more meetings, that I might spend your money on some of the goodies mentioned. Door Prizes are going to become hefty! But I know that material things don't interest you and that you will gladly stay away from the meetings so that we few can have more. This may run the club into the ground but, you don't care, do you?

We are going to have a DeluxPaintIV contest in November and will be giving away \$50.00 of your money to the winner. To level the playing field, the October meeting will review the Dpaint software and demo it for those in attendance. I know you will want to miss this one since the club can't offer you anything in the way of knowledge. You don't need the club, the club needs

you, right? We will also be discussing ways of spending your money. At least until the club goes broke and we fold up! Again, that is no concern of your's, right? I mean, why should anyone attend an Amiga meeting when the Amiga Computer is passe and there is no new software. Of course we still haven't fully learned the software we have, and we can't have fun and enjoy old software, right? And besides, who wants to sit around and talk about problems we have with the Amiga? Is this what we joined AmAz! for? and the BBS is another topic for discussion. Do you know that since I took over as President, not one member has sent me a private message on the BBS to complain about anything or to tell me what direction our club should take! but, I'm not complaining. I fully understand that 15 sec out of your busy schedule is not possible. You rationalize not attending the meetings, but, how do you rationalize paying your club dues and then not participating in the club activities? Oh, you're just a generous person and you want to support the club by paying your dues, right? For that we humbly thank you and hope you will continue the practice.

That's all I have to say this month. See you on the BBS. I expect to have some comment on this worthy prose. jja AmAz!



## BBS REPORT

by BILL HAGAN

**L**ooks like you're stuck with me as your Sysop for awhile longer. The Ex Bd in its infinite wisdom, not only did not find someone to take my place as Sysop, but voted to increase my work load by electing to open the BBS to all comers. Well, that's all right! We'll give it three months to see what happens. Whether or not the BBS increases in activity, decreases in activity or remains the same, I'm outta here come January 1, 1997.

I spent the better part of a week re-configuring the BBS to accept all callers, now I must contend with answering the queries and getting the new callers accustomed to our way of conducting business.

Some years ago, one of the major tire companies had a commercial with a line that went, in part "...Where the rubber meets the road..." In my neighborhood there is a place "Where face meets the road." I found that spot on a Monday morning a couple of weeks ago when I took my morning bicycle ride. Leave a note to me on the BBS and I'll tell you more than you want to know about the gory details.

Between re-configuring the BBS and my ego bruising experience on the bicycle, I failed to get much done towards coordinating with Gary on setting up some new features for the BBS. But, I wrote last month that I need a little help from you in getting more en-

thused about the BBS and no one has done anything to perk me up. Show a little interest and I will show a lot.

Let me switch gears here a bit and speak mainly to those of you who will be new to the BBS. The Ex Bd has placed tight constrictions on those of you who choose to not become either Subscribers or User Group Members. You will be on a ratio of one upload to ten down loads and a similar ratio in bytes. This means you may download ten files for each file you upload, you are also constrained to upload larger files to accommodate the byte count. You may not upload a small file and then download several large files. Subscribers and User Group Members have no such constraints.

I will place a further constraint on you and your uploads. Past experience has shown that most of our users are not interested in and, hence do not download, music and picture files. Therefore, please do not upload any type of music and/or picture file. These will be deleted by the Sysop and you with no credit. So don't waste your time or mine.

Under no circumstances should you upload any type of adult file! If you are in doubt, don't upload it.

Otherwise feel free to enjoy the Amazing Connection BBS. We have a large num

• BBS page 4



## From the Editor

by Mel Elliott

**T**o start off this month, Aminet 13 was received and is currently available on the BBS. At the September EX BD meeting it was voted to make the AmAz! Disk of the Month a bi-monthly disk due the lack of material and lack of sales of the DOM's over the past few months.

Everyone who didn't attend the September meeting missed a great Sub Sandwich. Thank you.

At the September Ex Bd meeting the following changes to the rules of BBS access were voted. See the BBS article in this issue for more info.

The BBS access will be as follows:

a). Regular and Subscriber Members will be allowed 60 minutes daily access to the BBS. Regular and Subscriber Members will be allowed unlimited access to all files on the BBS including the CD-ROM collection. There will be no upload/download ratio imposed on these members.

b). Non-Paying members will be allowed 30 minutes daily access. These members will be allowed access to all files except Members Only sections and the CD-ROM collection. These members will be restricted to a 10:1 download/upload ratio

as well as a byte ratio of 10:1.

If any Regular or Subscriber Member of the BBS needs additional time in order to download a particular file, they may contact the SYSOP and request such additional time on an as needed basis.

The above will apply for a trial period of 3 months or until January 1, 1997 at which time the usage of the BBS and the quality of uploads etc. will be evaluated by the Ex Bd and a decision will be made at that time as to whether or not to shut the BBS down or to continue it. This decision will be predicated on the use of the BBS or lack thereof.

If you have read the BBS article in this issue you will have already surmised that if the BBS is continued we will require the services of a new BBS SYSOP. This will require a dedicated phone as well as physically locating the BBS equipment at the new location. This is to say nothing of the time required to maintain the BBS. AmAz!


➤ **BBS page 3**

ber of fairly recent Amiga files available to you. Suggestions and criticisms are cheerful solicited.


If you do not find the files you want or need, it is possible we have it on CD-Rom. These files are available only to Subscribers and User Group Members. AmAz!

## Treasurer's Report

by Mel Elliott



September Beginning Balance		\$ 1138.25
Income:		
Advertising	\$ 25.00	
Membership	30.00	
Disk Of Month	6.00	
Total Income	\$ 61.00	+\$ 61.00
Sub Total		\$ 1199.25
Expenses:		
Misc (Sand etc)	\$ 45.27	
Newsletter	48.25	
BBS Phone	37.73	
Aminet CD 13	18.00	
Total Expenses	\$ 149.25	-\$ 149.25
August Ending Balance:		\$ 1050.00
Membership: Regular	30	Subscription 8



## MINUTES OF THE MEETINGS

Minutes of September General Meeting:

The meeting began with a continuation of last month's Exec Board discussion of the future of the BBS. This was extended to include the Disk of the Month and the Aminet CD's. (See below) Mel Elliott presented the Disk of the Month. President Jim Aboltin proposed a DPaint contest open to all members, including artwork, animations, whatever, to be judged at the November Meeting. There will be a spectacular, as-yet-undetermined prize for the winner.

The handful of members present devoured a six-foot sub sandwich.

Software Drawing:  
Joe Benedetto, Civilization

Mel Elliott, five blank disks  
Pete Guldager, a Free Disk Coupon  
Allen Hutchinson won Battle Tech  
Minutes of the Executive Board Meeting:  
Mel Elliott gave the Treasurer's Report, which was accepted unanimously.  
New rules for the operation of the BBS were decided - the board will once again be open to all, with 30 minute time limit and upload/download ratios for non-members. Access to the CD-ROM section, Members Only section, etc., will be restricted to AmAz members. The \$10 "BBS Subscriber" is dropped as no one took advantage of it. The new setup will continue until the first of the year, when a review of BBS use will be

➤ **Minutes page 6**

## ➤ Lha page 1

### Lha

OK, so now you need Lha and you need to know how to use it. Is it the only compression/de-compression utility you need? Well, no, even though Lha will work on some of the other types of compressed files, it won't work on ".zip" files, ".dms" or ".lzx" files. You'll need separate programs for these. (And just a note for the beginners in the group, you identify the different files by the last letters of the name of the file, after the period. So Lha files will end in ".lha" and zip files will end in ".zip", etc. Once you start doing these, you'll see what I mean.)

Lha is a program that you put into your "C" drawer (or directory) on your boot disk, or boot partition of your hard drive. The "C" drawer is one of the places that your Amiga looks for commands when you tell it to. (it's in your "Path" statement in your "startup-sequence", the path that your Amiga follows to find things). Lha comes in different versions and version 1.38 seems to be the most popular, although I also have version 1.51. There are earlier versions around but they won't work on files that were compressed with the later versions. Basically, if you have version 1.38, you should be How do you know what version you have? Well, once you have the Lha program installed on your hard drive (or boot disk), just open up (double-click on) the "CLI" or "Shell" icon. If you don't see the CLI or

Shell, open up your "System" drawer (double click on the icon) and a window should open up with the CLI or Shell icon in it.) So open up the Shell (or CLI) and type "lha" at the prompt (don't type the quotes) and hit the Enter or Return key on your keyboard. The Lha program should appear on your screen and the first line should read: "Lha Evaluation v.1.38..." or something, telling you what version you have.

### Pausing the Display

Did it run up the screen too fast for you to read it? Well, type it again and hold down the right mouse button as soon as it starts and it will pause until you release the mouse button.

### How to use it

Lha is a big program and has many features, most of which you'll never need to learn, so don't be concerned with them. As you can see from your monitor screen, Lha has a bunch of "commands" and "options". Most of them are for the people who compress the files that you get, the only one you'll need to de-compress the files is "x".

When you use Lha to de-compress a file, you have to tell the computer where the file is and where you want it to put the de-compressed file when Lha is done with it.

For example, let's say you get a floppy disk from the club and it has a game on it called Blackjack that's been compressed with Lha. So the name of the file would be "Blackjack.lha" and let's say

you have one floppy drive and a hard drive with two partitions, like I do. On this Amiga, the floppy drive is called "df0:" and the two hard drive partitions are called "dh0:" and "dh1:". So, if I want to de-compress the file from the floppy disk and have it end up on "dh1:" on the hard drive, the full command that I would type in the CLI (or Shell) would be:

```
lha x df0:blackjack.lha dh1:
```

Like I said, this tells the Amiga to use the Lha program to extract ("x") the file "Blackjack.lha" which is on "df0:" and put in on to "dh1:".

Any questions yet? Try it, it works! Of course, you'll have to change the command above to match your system, maybe you have a different name for your hard drive (maybe "Work" or "Workbench" or "Stuff" or something), but if you type in the correct command, it will work just fine. Also, make sure that the place you tell it to put the file has enough room on it. I made that mistake a couple of times and couldn't figure out why nothing happened. The Lha program won't tell you that your destination directory is full, it just quits!

### Using Lha With Directory Opus

Lots of you have the program Directory Opus for handling your files. The later versions of Opus have the Lha function put in already and you may not have to do anything except show the file

name in one of the windows and double click on it. If your version has the button labeled "Lha ext" but it doesn't work, make sure that you have the Lha program in your C: directory, you may not have gotten it when you got Opus.

Earlier versions of Opus didn't have Lha but had a button called "Arc Ext". You can keep this and make a separate button for Lha or modify this one. There aren't many "arc" files around any more, so you decide if you want to keep it or not. Some versions of Opus don't have a button for Lha but they do have it up in the menus.

### Modifying Directory Opus

The club has version 4.11 and had an "Arc Ext" button, which I decided to modify for Lha, as follows:

- 1) On the main Opus screen, move the mouse pointer to the top left corner, hold down the Right mouse button and drag it down until the work "Configure" is highlighted and then let the button go.
- 2) The screen will change to the "Configuration main screen". Click once on the "Buttons" button. You'll get a new screen showing all the buttons from the Opus main screen. Find the "Arc Ext" button and click on it.
- 3) Now you've got the "Button edit screen". There's a box called "Name". Click the mouse once in the box, after where it says "Arc Ext" and delete it all. Now type in "Lha Ext" (but not the quotes) and hit the Enter (Return) key on your



### ► Lha pages

keyboard.

4) Come down to the big box in the center of the screen and it should say something about c:arc {f} or something like that. If you click once with your mouse, the same stuff should appear in the boxes right below the big window. Make sure the left box says "AmigaDOS". If it doesn't, click the mouse on the circular arrow until the box shows "AmigaDOS". Now click the mouse in the box that says c:arc {f} and erase everything. In this box type:

```
c:Lha x {f}
```

(Note: the "{" key is on the top of the "[" key so use the shift key like you were trying to type a capital letter.) When you get it typed in right, hit Enter on your keyboard.

5) Now you have to set some options (called "Flags") so that Lha works right. I like to have the file I want to de-compress in one window on Opus and the directory that I want it to end up in, in the other window. Also, I like to see what's happening (Lha will open a window on the Workbench while it's working), so I set the following Flags:

CD destination  
Dopus to front  
Output window  
Recursive directories  
Rescan destination  
Workbench to front

You set each Flag by clicking on it once with the mouse. A check mark will appear next to the Flags that are active. If any other Flags have a check mark next to them, click on them once and the check

mark will disappear.

6) Next set the "Stack" to 4000, the Priority to 0 and the Close Delay to 2. Finally, click on the "OK" button and you'll go back to the "Button bank" screen. Click on "OK" again and you'll go back to the "Configuration main screen". Here you have to click on "Save" once, before you click on "OK". Then you're done!

### The DiskMaster

Directory Opus is very popular but I use DiskMaster. It's not better, I just started with it and now I'm more used to it than Opus. Reconfiguring DiskMaster is a different process, however, because DiskMaster runs from a text-type of configuration file. You modify it using a regular text-editor, like Textra, Final Writer, or whatever you have.

The configuration file for DiskMaster is called "Startup.DM", unless you've changed the name and should be found in your "S:" directory. When you view the file using a text-editor, you'll see a bunch of lines written in English, although they may not make much sense. DiskMaster understands them, however, and the important thing to you is that you can just modify them like you would modify a letter you wrote (or an article you wrote for the newsletter).

### Modifying DiskMaster

1) Scroll down until you see the group of lines that start with "AddMenu Archives". Here you can either change the line that reads "AddMenu Archives, Arx Extract...", or

type a carriage return at the end of one of the lines to make a blank line in between and then type in:

```
Addmenu Archives, Lha
extract, StdIO
"CON:0/12/640/100/Extract
Window";Extern Lha
<*x%;StdIO CLOSE
```

Notice that the word "External" is typed "Extern" cause this is the way DiskMaster wants it. "Extern" refers to a command which did not come with the Diskmaster program, so is "outside" of Diskmaster. (It's in C:, remember?). Also, the words "Lha Extract" are the actual words that will appear in the menu of Diskmaster, so you can change these as you see fit. Make sure you type a ":" where I did. There are a bunch of places where you have to type a space, so the whole command will read:

```
Addmenu space Archives
space Lha space Extract, space
StdIOspace"CON:0/12/640/10
0 / Extract space
Window";Extern space Lha
space <* space x space
%;StdIO space CLOSE
```

This will cause Diskmaster to extract the file into the same directory (window) where it came from.

2) I like to have two windows showing, the one with the file in it and the one where I want the file to be after it's de-compressed. To make DiskMaster de-compress the file from one window into the other window, use this command instead:

```
Addmenu Archives, Lha X
> Dest, StdIO
"CON:0/12/640/100/Extract
```

```
Window";Extern CD %d Lha
<*x%;StdIO CLOSE
```

(Again, to make sure you get the spaces in the right place, the command should read:

```
Addmenu space Archives,
space Lha space X space
>Dest, space StdIO space
"CON:0/12/640/100/Extract
space Window";Extern space
CD space %d space Lha space
<* space x space %s;StdIO
space CLOSE)
```

Now save this file and quit DiskMaster and then re-start it. Now show the compressed file in one of the windows and click once on it to highlight it. Then select Lha extract from the menu and it should work OK. If not, bring it to the meeting, and we'll check it

### ► Minutes page 4

made. Those who have an interest in the future of the AmAZing Connection are urged to start calling while it still exists.

Mel Elliott pointed out that the December meeting date falls four days before Christmas and proposed that the meeting be cancelled. Due to the small number of members attending meetings lately, it was proposed that the meeting instead be held at a local restaurant. This discussion is ongoing.

Due to a dearth of new programs and a lack of interest among the membership, the DOM will go into a bi-monthly mode. The next Disk will appear in November. The Aminet subscription has expired. Mel will buy the next CD himself and make its contents available to members who are interested.

The October meeting agenda will include a review of Deluxe Paint. *Pete Guldager - AmAz!*



# November 1996



SUNDAY

MONDAY



TUESDAY

WEDNESDAY

THURSDAY

FRIDAY

SATURDAY

					1 Newsletter Articles Due November 1	2
3	4	5 Election Day VOTE!	6 Newsletter Draft Completed	7	8 Newsletter Proof Completed	9
10	11  Veterans Day	12	13 Mail Newsletter	14	15	16
17	18	19	20 AmAz! General Meeting	21	22	23 AmAz! EX BD Meeting
24	25	26	27	28  THANKSGIVING	29	30

Join  
An

# AMIGA

User  
Group  
Today!

**O**ur User Group is Amiga Arizona (AmAz!). We feel we have one of the best Amiga User Groups around!. We normally hold regular monthly meetings on the 3rd Wednesday of each month at 207 West Clarendon, Phoenix, AZ. Meeting time is 7-9PM.

At our meetings we provide demonstrations of new or interesting Amiga programs/equipment, sometimes by developers or dealers if we can line them up. A monthly drawing is held for regular members, the prizes are selected software items, blank disks and disk coupons. Our extensive disk library contains the entire Fred Fish & Aminet CD Collection plus demo disks from developers as well as our own Disk's (Published bi-monthly). Disks may be ordered at meeting's, on the BBS or by calling the Librarian and may be picked up at meeting's or mailed (small fee).

The Group owns and operates a 24 hour Bulletin Board System (BBS) called the AmAz!ing Connection (602) 435-8695. This BBS supports baud rates up to 33,600. The BBS is open to any caller (as a guest) with limited access and time. Members of the Group are allowed extra benefits as outlined below. New members are required to initially log on the BBS before verification is completed and their access will be updated to the proper level as soon as possible (Usually within 24 hours).

We offer the following degrees of membership: The **Regular** member is eligible to vote and participate in the software drawings at the monthly meetings, hold offices on the Executive Board and is allowed 60 minutes on the BBS daily including access to all files on the BBS, no download limit and a copy of the AmAz!.info newsletter monthly. The Regular member dues are \$30.00 per year. The **Subscriber** member is allowed 60 minutes daily including access to all files on the BBS, no download limit and a copy of the AmAz!.info newsletter monthly. These members may not hold office or participate in the monthly software drawings. These dues are \$20.00 per year. The **Non-Member BBS User** is allowed 30 minutes BBS access daily. An upload/download ratio of 1:10 Files and Byte ratio of 10:1 will prevail. File and message access will not include access to the CD-ROM or Members only files. These members will not receive a copy of the AmAz!.info newsletter. If you are interested in joining us, send your dues, name, address and phone number to: **AMAZ! (Amiga Arizona), PO Box 2282, Glendale, AZ 85311-2282.**

# Wentel's AMIGA Computers

New Amiga 4000 Towers are available. Now starting at \$2599.95.  
Internet Software is Finally Available! Termite TCP @ \$54.95 / AWeb II @ \$44.95 /Ibrowse \$36.95

The Apollo line of accelerators is now available in North America. These are a line of quality low cost accelerators for various members of the Amiga family, including:  
the A4000 - '040 (40MHz, MSRP \$629.00) and '060 (50MHz, MSRP \$925.00) boards with SCSI2 controllers  
A2000 '030 (25MHz, w/'882, w/SCSI2, MSRP \$310.00), '040 (25/40MHz, optional SCSI2, MSRP \$555.00/\$629.00) and '060 (50MHz, optional SCSI2, MSRP \$888.00)  
A1200 '030 (limited information at this time), '040 (25/40MHz, MSRP \$407.00/\$592.00) and '060 (50MHz, MSRP \$888.00) All have optional SCSI2 controller  
Also available will be the Apollo 620 - a 68020/882 at 25MHz with RAM expansion for the Amiga 600

## AMIGA Software and Games in Stock, including:

Pro Vector 3 w/ Stylus Tracer .....	only \$169.95	VistaPro 3.0 or Distant Suns 5.0 (DS5 avail. on CD-ROM) either only \$49.95	
Music X ver. 2.0 .....	only \$64.95	Photogenics v1.2 .....	WOW! only \$74.95
Final Writer rel. 5 .....	only \$104.95	Studio II - professional printer driver package .....	only \$89.95

## Other Great Stuff!

Picasso II plus Hi-Res 24 bit Color Card w/ 2meg .....	\$374.95	Cybervision 64 Hi-Res 24bit Color Card w/ 4meg .....	\$599.95
Surf Squirrel / Squirrel for A1200 and A600 .....	\$129.95 / \$69.95	NEC 2x CD-ROM external w/cables (with Squirrel for \$209.95) .....	\$114.95
DataFlyer SCSI+ SCSI on your A4000 without using expansion slot.. 2@ \$99.95		O.S. 3.1 for A2000/A1200/A4000 .....	\$114.95/ \$139.95
AMIA Mac800k Floppy drive interface .....	2@ \$54.95	A520 Video Adapter NEW - unboxed .....	\$14.95
DKB Cobra '030, SCSI optional, 28MHz/40MHz .....	\$129.95/\$224.95	TekMagic '040-40mhz/SCSI-2 ('060 upgrdb)GVP&72pin for A2000. \$824.95	

Various other used computers, hardware, & software available.

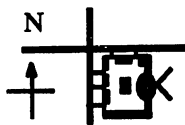
Prices good until Oct. 31, 1996 and only on products in stock at time ad was placed

Prices and availability subject to change without notice and/or prior sale.

Tuesday - Friday 11am to 7pm

Saturday Noon to 5pm

South/East corner Scottsdale Rd. and Shea




Wentel's 10317 N. Scottsdale Rd. - St. B Phone #483-7200



Amiga Arizona  
P.O. Box 2282  
Glendale, AZ 85311-2282

Support Your local  
Amiga User Group



☐ If box is checked this is your last issue.



# HALLOWEEN

